

# STG STOPPER SERIES


Made  
in the  
U.S.A.

# CLIPPER-BIO D

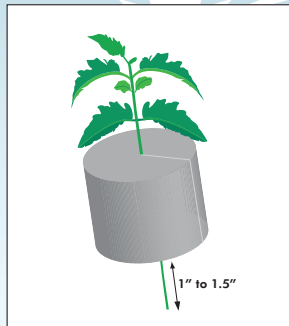
Manufactured by Sure to Grow® / A division of 6062 Holdings, LLC  
23230 Chagrin Boulevard, Beachwood, Ohio 44122  
216.360.8116

Soilless Growing Media, Ingredients: Tencel fiber

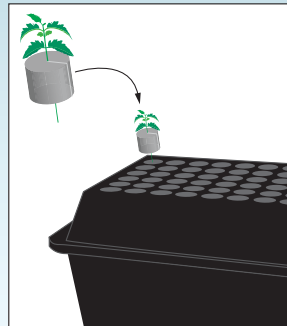
24 Grow Cloners (STGI-2 Bio-D)  
Dimension of Cloner - 2"x 2"




Carefully place cutting into cloner puck by opening it along its longitudinal margin. Be certain not to damage the cut end.



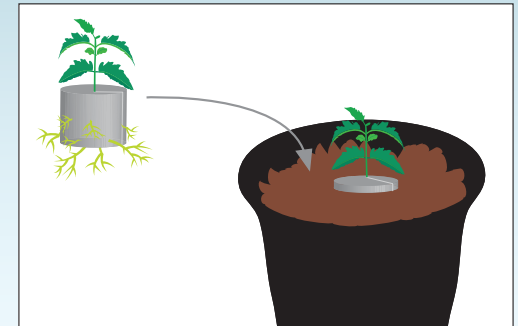
Visually ensure that the cut end extends 1" to 1.5" past the bottom of the puck. This positioning ensures proper moisture and aeration reach the cutting.



Place the puck and cutting into the clone machine.



Check cutting daily and mist top foliage if plants show signs of stress. Remove any yellowing or dead foliage. Minimal degradation of the puck is normal and expected.



Once the cutting(s) have rooted, generally after 14 to 17 days, although some may take substantially longer, place into a traditional soil environment.

**For more detailed instructions see Best Practices for Growing with Sure to Grow® on the back of this page or go to**

**[www.suretogrow.com](http://www.suretogrow.com)**