

STG STG SERIES


Made
in the
U.S.A.

CLIPPER

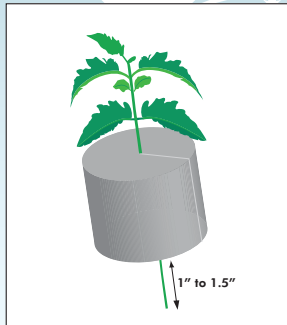
Manufactured by Sure to Grow® / A division of 6062 Holdings, LLC
23230 Chagrin Boulevard, Beachwood, Ohio 44122
216.360.8116

Soilless Growing Media, Ingredients: PET fiber

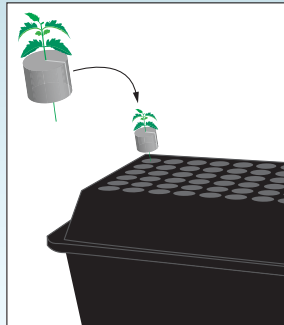
24 Grow Cloners (STGI-1)
Dimension of Cloner - 2"x 2"



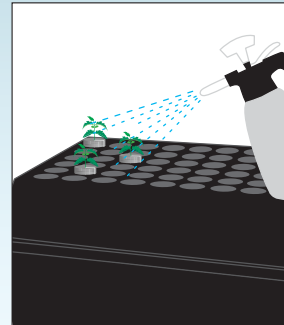
Carefully place cutting into cloner puck by opening it along its longitudinal margin. Be certain not to damage the cut end.



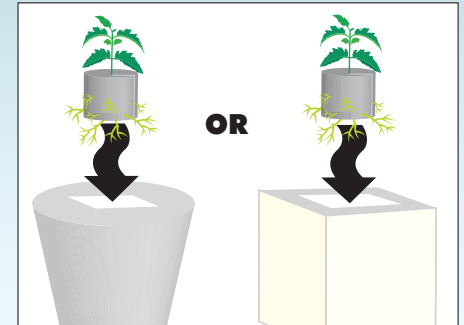
Visually ensure that the cut end extends 1" to 1.5" past the bottom of the puck. This positioning ensures proper moisture and aeration reach the cutting.



Place the puck and cutting into the clone machine.



Check cutting daily and mist top foliage if plants show signs of stress. Remove any yellowing or dead foliage.



Once cutting(s) have rooted, generally after 14 to 17 days, although some may take substantially longer, place it into either a suitable STG Insert or Grow Block.

For more detailed instructions see **Best Practices for Growing with Sure to Grow®** on the back of this page or go to

www.suretogrow.com