



Sunlight Supply, Inc.

National Garden Wholesale.

# Sun System® Assembly Instructions Vertizontal Reflector®

Congratulations on purchasing one of the finest horticultural lighting reflectors available on the market today.

### Make sure you have the following components:

- 7 triangle shaped reflective leaves.
- 1 triangle shaped reflective leaf with socket adjuster cutaway (see step 2).
- 1 octagon center piece with socket & horizontal adjustment mechanism and 2 hanging brackets attached.
- 2 chrome wire hangers.
- 1 bag of nuts and phillips head bolts.

### What you'll need:

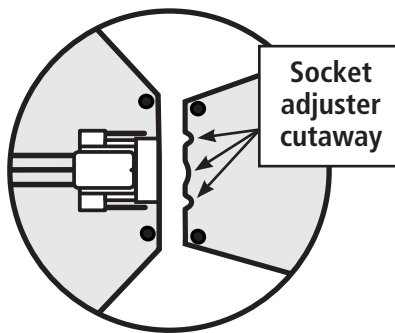
- 1 Phillips screwdriver



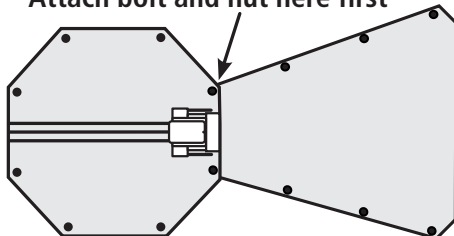
### The assembly process:

**1.** Hold octagon-shaped center piece with the reflective aluminum side down and the 2 hanger brackets up. The triangle shaped pieces should have the white powder coated surface on the inside facing the lamp area. Attach all phillips bolts from the inside pointed out, with the nuts on the outside of the reflector.

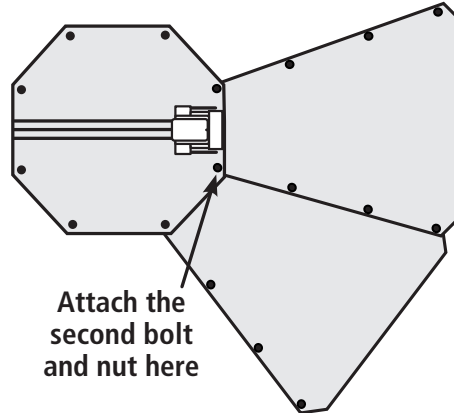
**2.** Start by attaching the triangle piece with the socket adjuster cutaway (see closeup below) to the octagon piece using one bolt and nut.



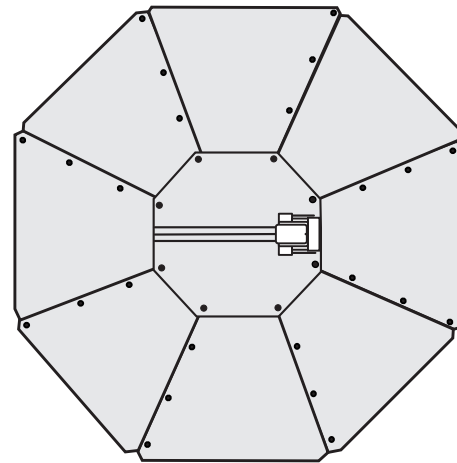
Attach bolt and nut here first



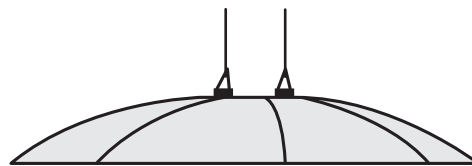
**3.** Working clockwise, keep attaching a leaf to each side of the octagon. You will need to flex the leaves slightly to get the holes to match up, because the leaves overlap, each bolt will be bolting 2 leaves to the octagon piece.



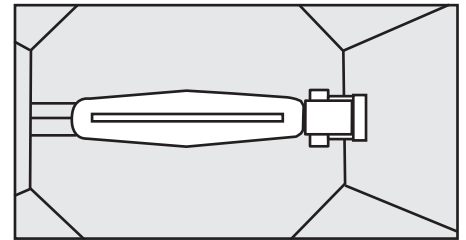
**4.** When finished, the unit should look like this.



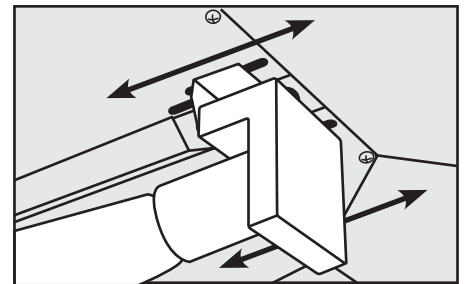
**5.** Now hang your reflector. Attach the 2 chrome wire hangers to the brackets on top of the reflector. Hang from ceiling using SunGrips or jack chain.



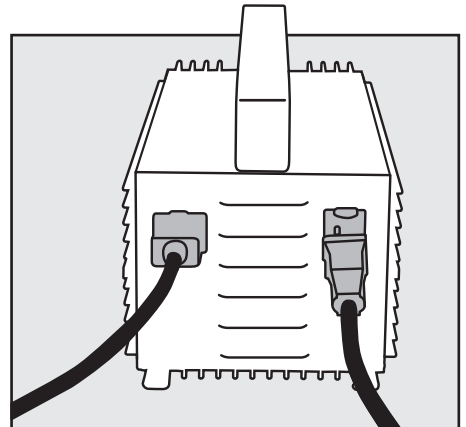
**6.** Screw in your lamp.



**7.** Use 4 slots in octagon plate to slide lamp in/out to center the lamp within the reflector.



**8.** Plug your lamp cord into the receptacle on the ballast.



**9.** Plug ballast into the power supply.

**The Vertizontal Reflector incorporates the best of both vertical and horizontal reflector technology.**

**NOTE:** Not for use with Metal Halide - HOR - horizontal position specific lamps